

**NOTES**

- 1 The contents of this drawing are copyright.
- 2 Do not scale. Figured dimensions only to be used.
- 3 Contractors must verify all dimensions and report any discrepancies before putting work in hand or making any shop drawings.
- 4 Sewer connection position is indicative. Final positioning to be confirmed with utility authority.

**MATERIALS:**

**WALLS -**

- 1. TBA

**WINDOWS -**

- 1. UPVC SLIDING SASH WINDOWS


**HERITAGE ROOF LIGHTS**

**DOORS -**


- 1. TIMBER

**ROOF -**


- 1. PLAIN CLAY ROOF TILES
- EXTERNAL DETAILING -
- 1. RECONSTITUTED STONE (where shown)



1: HERITAGE ROOF LIGHTS



2: SASH WINDOWS (WHITE FINISH)



3: PLAIN CLAY ROOF TILES



4: DECORATIVE CORNICE BRICKWORK UNDER EAVES

REAR / SOUTH ELEVATION  
SCALE 1:100



SIDE / EAST ELEVATION  
SCALE 1:100



**A PLANNERS COMMENTS:** 25-10-11 LM

- MOVED MAIN ENTRANCE
- FLAT 8 BALCONY REDUCED
- AMENDMENT TO MATERIAL SCHEDULE

No.	Revision.	date	by

**PROPOSED DEVELOPMENT**  
**ST. GEORGES HOTEL,**  
**WESTCLIFF GARDENS,**  
**BOURNEMOUTH,**  
**DORSET, BH2 5HL**

**WHITELOCK**

**PROPOSED ELEVATIONS**  
(2 OF 2)

scale	AS SHOWN @ A1	checked	GR
date	SEP 2011	drawn	LM
	8129/105	A	